

The comparison between the effects of nano and conventional crease recovery treatment process parameters

Abstract

In this study, chemicals with different particle size are applied via padding application to 100% woven cotton fabric samples to make them crease resistant. After padding, drying and curing operations, some mechanical tests; abrasion resistance, crease recovery angle, tensile strength, tear strength and whiteness index difference by spectrophotometer are handled. By evaluating results of these mentioned tests, multi-axial graphics are drawn by MATLAB and the areas are calculated. These calculated areas lead us to find the best recipe. According to the results, small sized crosslinking agent gives better values than conventional crosslinking agent.

Keywords: crease resistance, DMDHEU, particle size, cotton fabric, crease recovery angle

Volume 4 Issue 4 - 2018

Bilgen Kapar, Cem Gunesoglu

Department of Textile Engineering, Gaziantep University, Turkey

Correspondence: Kapar B, Department of Textile Engineering, Gaziantep University, Gaziantep, Turkey, Tel +90342 317 27 17, Fax +90342 317 27 06, Email celikturk@gantep.edu.tr

Received: April 29, 2018 | **Published:** July 02, 2018

Introduction

Finishing of textiles enables to give to the textile material high quality, visual appearance, best touch and the most significant to improve desirable properties.¹ Textile market has dealt with easy care processes, crease resistant textiles over the years. Creases have a negative effect on fabric surface especially for cellulose fabrics.^{2,3} When fabric is not treated with any crease recovery finish, this fabric has low recovery because there are hydrogen bonds in cellulose. When a load is applied to the cellulose textiles the hydrogen bonds are slipped to each other and these bonds are broken. When the load is removed the bonds make other bonds so crease occurs.^{2,4} There are some contributing causes affect creases. These contributing causes are; fiber type, bending performance of fiber, fiber diameter, high orientation region of fibers, molecular structure of fiber, fiber cross section type, yarn twist, weft-warp density, fabric construction.⁵ Crease resistant finish is used commonly in textile industry to give anti-crease property to cotton fabrics and garments. Because untreated cellulose has poor recovery, so it is necessary to apply crease resistant finish.^{6,7} The creasing behavior of cotton is observed because of free hydroxyl groups in amorphous region. Cross-linking of polymer chains prevent creasing of cellulose fabrics, cross-linking prevents water to enter in the chains.^{6,8} So, cellulose cross-linking is very crucial for textile chemical process and the basic application in huge textile finishing industry. In general crease recovery finishes are applied by N-methylol compounds and urea chemicals. But it is known that these reagents include formaldehyde known as human carcinogen. So resin finishing producers has made researches to find a non-formaldehyde resin finishing treatment to obtain healthy resins for practical use. DMDHEU (dimethyl dihydroxy ethylene urea) is generally used as a low-formaldehyde cross-linking agent.^{9,10} The main purpose of study is to evaluate the differences between results of tests done with small particle size cross-linking agent and conventional particle size cross-linking agent. With developing textile chemical technology, textile chemicals are produced small sizes in order to achieve strong penetration to the textile surface and better physical properties. For this study 100% woven cotton fabric is acquired and recipes (both conventional DMDHEU and nano marked Nanolink) are applied to the fabric samples. After physical tests multiaxial graphics are drawn

and the area between the axis are calculated by MATLAB. There are some studies related with different size comparisons. But in this study, the parameter's intersection areas are calculated. The bigger area is detected and the best recipe is chosen.

Experimental

Materials

100% cotton woven fabric (55×40 warps x weft, 200 g/m²) is employed in the study; the fabric is scoured and bleached by the supplier (Kardesler Boya, Gaziantep, Turkey). Conventional and nano marked crosslinking agent, macrosilicone softener are supplied by Rudolf Duraner, and magnesium chloride as catalyst is supplied by MERCK (Table 1).

The crease recovery treatment is applied both two reagents. Recipes include crosslinking agent, silicone softener and magnesium chloride as catalyst. Recipe with conventional crosslinking agent is coded as C1, recipe with nano marked crosslinking agent is coded as C2 (Table 2).

Multimodal size distribution analyses of DMDHEU reagents are done to calculate the particle size of these reagents.

FTIR analyses of DMDHEU reagents are done to see the characteristics of these reagents.

Methods

After finishing application the physical tests are done to the fabric samples which are treated with crease resistant finish. All tests are done at laboratory conditions with temperature 21±1°C and relative humidity 65±2% RH Textile Engineering Department, Gaziantep University.

Tensile strength: Tensile strength measurements of samples are done by James H. Heal Titan Universal Strength Tester 2. TS EN ISO 13934-1 'Tensile properties of fabrics-Part I: Determination of maximum force and elongation at maximum force using the strip method (200mm-100mm)' is used to determine the tensile strength and elongation of fabric.

Table 1 Test materials and chemicals for crease recovery treatment for 100% cotton fabric used in study

Materials	Description	Manufacturer
Cotton fabric	100% cotton woven fabric (45×23warps x weft, 200 g/m ²)	Kardesler boya Gaziantep, Turkey
Conventional crosslinking agent	Rucon fan N-methylol dihydroxy ethylene	Rudolf Duraner
Nano marked crosslinking agent	Ruco nanolink com 4813	Rudolf Duraner
Macro silicone	For pad process pH values 5-6. It is resistant to yellowing	Rudolf Duraner
Magnesium chloride	Magnesium chloride hexahydrate. 99% MgCl ₂	MERCK 1.05833.1000

Table 2 Crease recovery treatment recipes for 100% cotton fabric

Recipes	Cross linking agent (g/L)	Softener (g/L)	Catalyst (g/L)	pH	Drying-Curing process
C1	40	20	10	5	130°C 4 minute 170°C 70 seconds
C2	40	20	10	5	130°C 4 minute 170°C 70 seconds

Tearing strength: Tearing strength is also measured by James H. Heal Titan Universal Strength Tester 2. TS EN 13937-2 ‘Tear properties of fabrics- Part II: Determination of tear force of trouser –shaped test specimens’ is used to determine the tear strength.

Crease recovery angle: Crease recovery angles are measured according to AATCC Test Method 66 ‘Wrinkle Recovery of Woven Fabrics: Recovery Angle-1998’ by James H. Heal & Co. Ltd. Crease Recovery Angle tester.

Abrasion resistance: Abrasion resistance values are measured by Martindale Abrasion Tester. TS EN ISO 12947-3 ‘Determination of the abrasion resistance of fabrics by the Martindale method- Part 3: Determination of mass loss’ standard is used.

Whiteness index: Whiteness (WI) index is measured by Hunterlab Color Quest II Spectrophotometer Device. The device is adjusted D 65/10°.

Results and discussions

Figure 1 shows the multimodal size distribution analyses of the DMDHEU reagents that are used to calculate the effective diameter (Deff). Deff is the diameter that a sphere would have to diffuse at the same rate as the particle being measured and may result from one or more populations of the particles present in the emulsions. If the system is polydisperse, Deff is an average diameter, and if weighted by intensity, it is an averaged intensity of scattered light by each particle. From the multimodal size distribution, it appeared that in the investigated DMDHEU reagents nano-marked and conventional crosslinking agents (C1 and C2 respectively), there is one remarkable population of particles arising major fluctuation; and the fluctuation of C1 corresponded to larger diameters than that of C2; thus Deff is measured to be 739,6nm for C2 and 851,8nm for C1 (Figure 1). The polydispersity values for C2 and C1 were 0,315 and 0,319 respectively, which means that emulsions prepared had similar distributions.

FTIR analyses of the DMDHEU reagents are shown in Figure 2. The IR spectra for both DMDHEU reagents shows also the characteristic peaks of O-H stretching (around 3300 cm⁻¹), C=O stretching (around 1700 cm⁻¹) and C-N stretching (around 1380 cm⁻¹), C-H bending (around 1236 cm⁻¹) and C-O stretching (around

1020 cm⁻¹) (Figure 2). The chemical compositions of the reagents are concluded as similar; however the peak strengths were different for O-H and C-O adsorptions representing the difference in the number of glyoxals within reagent structure.

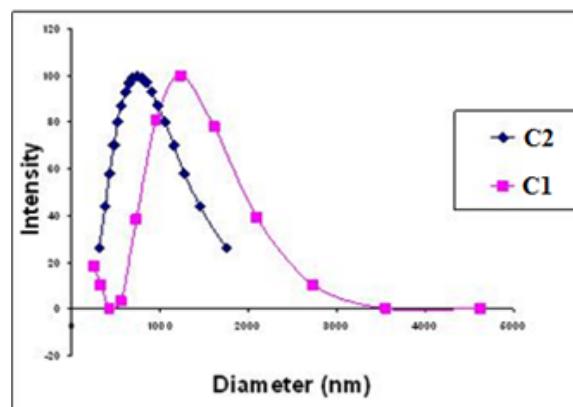


Figure 1 Multimodal size distributions of DMDHEU reagents.

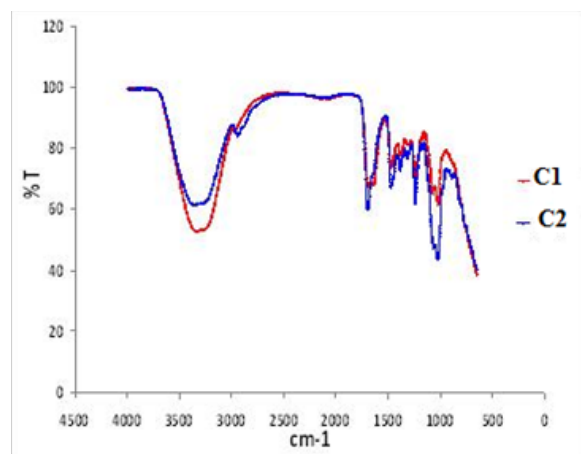


Figure 2 FTIR spectrums of DMDHEU reagents

Application of crease resistant finish is performed using a laboratory type padding machine manufactured by Prowhite Testing Equipments with a model no: PDF01-A/0601001 with 220 VAc 50/60Hz. After padding operation, the fabric samples are dried and cured with laboratory type dyeing-curing machine manufactured by Prowhite Testing Equipments. After doing application, the physical tests are done and then the multi-axial graphs are drawn by MATLAB. The importance of these multi-axial graphics is to indicate the biggest area. As per our assumption, the biggest area will give the best recipe for us, because the axis of the graphics are; fabric tensile warp, fabric tensile weft, tear strength warp, tear strength weft, crease recovery angle warp, crease recovery angle, whiteness index and abrasion resistance. For each axis, the biggest values give desired values, so it means biggest values give biggest areas.

Tensile strength: When warp direction tensile strength is examined, the difference of C1 and C2 result is pretty close to each other, extension also almost same for both of recipes. Crease recovery finish application due to crosslinking agent decreases the tensile strength¹¹ results when comparing with untreated fabric samples. Tensile strength results in warp direction are decreased nearly 51% for C1 recipe, 53% for C2 recipe. When the weft direction is examined, 55% decrease for C1, 42% decrease for C2 recipe (Table 3). Bilgen¹² made a crease recovery study with DMDHEU, and he found the decrease about 50% in tensile strength (Figure 3).

Table 3 Tensile strength (N) and extension (%) results for untreated sample, C1 and C2 recipes.

Samples	Mean force (N)	Mean extension (%)
Untreated warp	834,57	23,51
C1 warp	406,89	17,5
C2 warp	393,91	17,31
Untreated weft	356,79	10,81
C1 weft	159,69	7,05
C2 weft	206,82	7,79

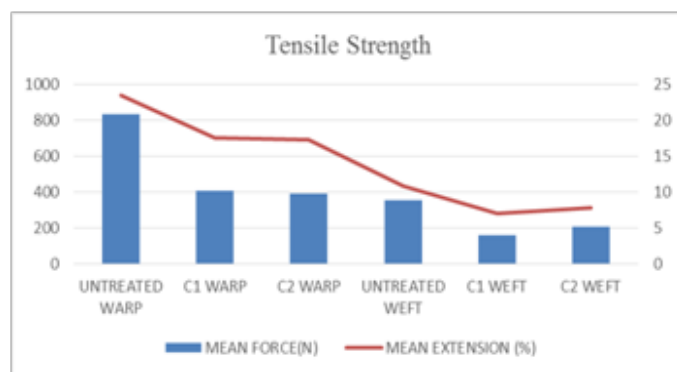


Figure 3 Tensile strength (N) and extension (%) graphics for untreated sample, C1 and C2 recipes.

Tearing strength: When the results are compared, the tearing strength results are decreased nearly 74% for both recipes when comparing untreated samples like the study was done.¹³ In weft direction the tearing strength loss is about 30% for C1 recipe and 38% for C2 recipe (Figure 4). It is clearly said that the loss is more in C2 recipe than C1

recipe. It is known that in weft direction less strong yarns are used than warp yarns.

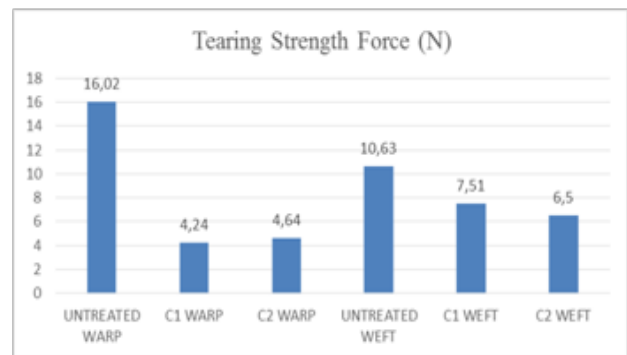


Figure 4 Tearing strength (N) graphics for untreated sample, C1 and C2 recipes.

Crease recovery angle: When crease recovery angle results are examined (Table 4), the crosslinking agent increased the crease recovery angles.^{6,12} It is achieved to obtain bigger crease recovery angle value with C1 recipe. As expected, crease recovery angle increases when tensile strength decreases.¹¹

Abrasion resistance: When abrasion resistance results are examined (Table 5), the results show similar to tensile strength. Because tensile strength and abrasion resistance have similar tendency.¹⁴

Whiteness index: When the results are examined, whiteness index of untreated fabric is 61.73, treated with C1 is 55.84, approximately decreased about 10% and treated with C2 is 54.02, approximately decreased about 12%. DMDHEU application causes difference on whiteness index (Table 6).¹⁵

Table 4 Crease recovery angle results

Samples	Total crease recovery angle (°)
Untreated	231,25
C1	280,25
C2	277,5

Table 5 Abrasion resistance results

Samples	Weight loss (%)	Thickness loss (%)
Untreated	1,34	3,17
C1	8,85	14,75
C2	18,11	25,25

Table 6 Whiteness index results

Samples	CIE whiteness index
Untreated	61,73
C1	55,84
C2	54,02

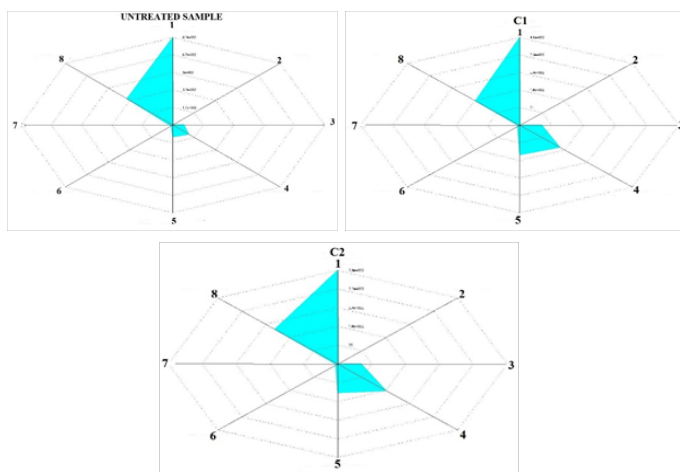


Figure 5 Matlab Area Calculation of samples. A) Untreated Fabric Sample (Total Area 106041, 29 unit), B) C1 Recipe (Total Area 31156, 94 units), C) C2 Recipe (Total Area 36037, 1 unit). In Figure 5, the numbered axis is following results;

- a. Fabric Tensile (warp direction)
- b. Abrasion Resistance
- c. Whiteness index
- d. Crease Recovery Angle (weft direction)
- e. Crease Recovery Angle (warp direction)
- f. Tear Strength (weft direction)
- g. Tear Strength (warp direction)
- h. Fabric Tensile (weft direction)

Multiaxial graphics are drawn by MATLAB, and the biggest area is chosen to determine the best recipe for this study. According to results obtained from multiaxial graphics, the biggest area gives the best recipe. Because the assumption for this study is “The higher the tensile strength (in warp and weft directions), the tear strength (in warp and weft directions), the crease recovery angle (in warp and weft directions), the whiteness index and the abrasion resistance retention (as the ratio of abraded mass to total fabric mass), the greater the area and the more acceptable the recipe is”. The crease recovery angle becomes significant with the least physical property decrease. So it could not be true when we decide the recipe just only according to crease recovery angle result (Figure 5). According to the multiaxial graph results C1 recipe has the biggest area. Also the total crease recovery angle of C1 recipe is $280,35^\circ$, it is the biggest angle among three situation, untreated fabric sample ($231,25^\circ$), C1 recipe and C2 recipe ($277,5^\circ$).

Conclusion

When the crease recovery angle increases, the fabric has less tendency to crease.¹⁶

The results shows that for cotton samples used in the study, the most optimum crease recovery treatment formula has been obtained as following C1 recipe:

- a. Crease recovery agent with bigger particle size (conventional) with 1:4 catalyst ratio

- b. Softener with 1:2 agent ratio
- c. Curing at 130°C
- d. Softener with 1:2 agent ratio
- e. Curing at 130°C

Acknowledgements

None.

Conflict of interest

Author declares there is no conflict of interest in publishing the article.

References

1. Can Y, Akaydin M, Turhan Y, et al. Effect of wrinkle resistance finish on cotton fabric properties. *Indian J Fiber & Textile Res.* 2009;34:183–6.
2. Hauser PJ, Smith CB, Hashem MM. Ionic cross linking of cotton. *Autex Research J.* 2004;4(2):95–100.
3. Mortazavi SM, Boukany PE. Application of mixtures of Resin Finishing to achieve some physical properties on interlining cotton fabrics: I-effect of stiffening and cross linking agents. *Iranian Polymer J.* 2004;13:213–18.
4. Sahin UK, Gursoy NC, Hauser P, et al. Optimization of ionic cross linking process: an alternative to conventional durable press finishing. *Textile Research J.* 2009;79(8):744–52.
5. Bellini P, Bonetti F, Franzetti E, et al. *Finishing Reference Books of Textile Technologies.* Acimit Foundation; 2001.
6. Hashem M, Hauser P, Smith B, et al. Wrinkle recovery for cellulosic fabric by means of ionic cross linking. *Textile Research J.* 2003;73(9):762–66.
7. Schramm C, Rinderer B, Binder WH, et al. Treatment of 1,3-dimethylol-4,5-dihydroxyimidazolidine-2-one finished cellulosic material with tetraethoxysilane or glycidylxypropyl-trimethoxysilane solutions. *J Materials Science.* 2005;40(8):1883–91.
8. Ramachandran T, Gobi N, Rajendran V, et al. Optimization of process parameters for crease resistant finishing of cotton fabric using citric acid. *Indian J Fibre & Textile Research.* 2009;34:359–367.
9. National Textile Center. *Abrasion Resistance of Durable Press Finished Cotton.* Pennsylvania; 2001.
10. www.esefgazi.edu.tr/html/yayinlar/4_pdf/4_11.pdf
11. Shet RT, Yabani AM. Crease-recovery and tensile-strength properties of unmodified and modified cotton cellulose treated with crosslinking agents. *Textile Research J.* 1981;51(11):740–44.
12. Bilgen M. Wrinkle Recovery for Cellulosic Fabric By Means of Ionic Crosslinking. North Carolina: North Carolina State University; 2005.
13. Choi HM. Nonformaldehyde polymerization-crosslinking treatment of cotton fabrics for improved strength retention. *Textile Research J.* 1992;62(10):614–18.
14. Rowland SP, Bertoniere NR, Martin LF. The Development of Abrasion Resistance and Breaking Strength in Durable-Press Cotton Fabrics. *Textile Research J.* 1974;44(8):595–99.
15. Dehabadi VA, Buschmann HJ, Gutmann JS. Durable press finishing of cotton fabrics: an overview. *Textile Research J.* 2013;83(18):1974–95.
16. Kapar BC, Gunesoglu C. Crease Recovery Treatment via Pad and Chemical Foam System with Different pH Values. *J Textiles & Engineer.* 2013;20(90):25–31.