

Process intensification of fluorocarbon-free and fluorocarbon-based water repellent finishes on cotton knit fabrics

Abstract

The capabilities of the fluorocarbon-free alkyl urethane based resin, was analyzed on cotton fabric. In this study, both single jersey and double jersey knit structured fabrics were taken to evaluate the performance of different water repellent finishes on fabrics properties. The performance of the fluorocarbon-free alkyl urethane based resin and fluorocarbon based water repellent chemicals were evaluated and compared at different formulations. The effectiveness of water repellency of the finished fabrics were evaluated by AATCC 127 hydrostatic head test method and by ISO 4920:2012 spray rating test method. To assess the performance of water repellent finished knit fabrics, GSM, bursting strength test, stiffness, color fastness to wash, color fastness to sea water, color fastness to saliva, color fastness to rubbing, color fastness to light were done according to ISO and ASTM method. The results showed that the fluorocarbon-free alkyl urethane based resin treated fabrics exhibited competitive result on water repellency, other physical and chemicals properties. The water repellent finish type and concentration were very important criteria to obtain good water repellency. Environmental friendly fluorocarbon-free water repellent chemicals could be a good alternative than fluorocarbon based water repellent chemicals.

Keywords: water repellent finish, water repellency, single jersey fabric, double jersey fabric, environmental friendly finishing, fluorocarbon

Volume 4 Issue 3 - 2018

Kawser Parveen Chowdhury

Department of Wet Process Engineering, Bangladesh University of Textiles, Bangladesh;

Correspondence: Kawser Parveen Chowdhury, Assistant Professor, Department of Wet Process Engineering, Bangladesh University of Textiles, Address: 92, Shaheed Tajuddin Ahmed Avenue, Tejgaon, Dhaka- 1208, Bangladesh, Tel +8801716167777, Email kpc.urmi@butex.edu.bd

Received: May 25, 2018 | **Published:** June 06, 2018

Abbreviations: FC, Fluorocarbon based water repellent chemical; AU, Alkyl urethane based water repellent chemical; Conc, Concentrations; FC+D, Fluorocarbon with dendrimer water repellent chemical; PFOS, perfluorooctanesulfonate; PFOA, perfluorooctanoic acid; PP, polo pique

Introduction

Water repellency is one important property that is needed on protective clothing like apparel, home and technical textiles without deteriorating the comfort ability of the cotton fabric. Water repellency is increasingly becoming the focus of interest for protective clothing. This repellency can be achieved by implementing water repellent chemicals on textile fibres with minimal effects on other functional properties like strength, flexibility, breathability, softness etc.¹ There are various methods that have been used to achieve water repellency on cotton. The modification process route, the application of chemicals from renewable resources, the use of non-toxic chemicals and solvents are some of the requirement of green chemistry. Among different chemicals, fluorocarbon based chemicals are mostly used to impart water repellency along with oil repellency on textile without much affecting air permeability and hand feel.²⁻⁶ Fluorocarbons consists of perfluorinated carbon chains with a polymer backbone with perfluoro groups as its side chains.^{7,8} Some fluorocarbons are made with C8 carbon backbone chains that can release perfluorooctanesulfonate (PFOS) and perfluorooctanoic acid (PFOA) and other toxic and hazardous materials. C6 based fluorocarbons were introduced to minimize the release of toxic chemicals. C6 based fluorocarbons showed decreased water repellency than C8 based fluorocarbons ones. Recently some cross-linkers like alkyl urethane, were introduced

which is fluorocarbon free and obtained from renewable resources. Both fluorocarbons based and alkyl urethane chemicals are usually available as water emulsions and are applied on fabric by the pad-dry-cure method.²⁻⁵

The first water repellent chemical is dispersion of fluorine compounds, namely fluorocarbon (FC). FC was applied on fibre, after curing process should form a structure that presents a dense CF₃ outer surface to provide maximum repellency. A typical structure is shown in Figure 1. The length of the perfluorinated side chains is about 8–10 carbons. Co-monomers are X, Y, for example are stearyl- or lauryl-meth-acrylate, butyl-acrylate, methylol- or epoxy-functional acrylates.

The second water repellent chemical is fluorocarbon resin with polymeric, hyperbranched dendrimers in a hydrocarbon (FC+D). It is called bio-nic finish as it is a novel FC development inspired by nature. Fluorocarbon polymers are applied together with dendrimers (Figure 2). Dendrimers are highly branched oligomers with non-polar chains. The length of the perfluorinated side chains is about 6 carbons which is lower amounts of fluorocarbon compared to dendrimer-free FC finishes. It forms a starbrush structure to force the polar parts of the FC polymers to form the surface structure. The final polar and non-polar sandwich arrangements are highly ordered, resulting better repellency effects.

The third water repellent chemical is poly alkyl urethane resin (Figure 3). It is a renewably sourced fluorocarbon free water repellent chemical. It is environmental friendly as it contains 63% renewably resourced material obtained from different plant-based sources. It efficiently repels water and water based liquid like curry stain, fruit

juice, tea, hot coffee, red wine etc. from cotton and blend fabrics.

In the literature, a significant number of researches on variety of water repellent chemicals, their application procedure, improved water repellency and their durability and various wash fastness have been reported.⁹⁻¹⁰ But, there are almost insufficient work on the comparison of fluorocarbon based and fluorocarbon-free of water repellent finishes on both single jersey and double jersey knit fabrics properties. The purpose of this study was to comparison and evaluates the performance of what chemicals on which concentration (conc.) affected which knit structure's fabric properties after finishing.

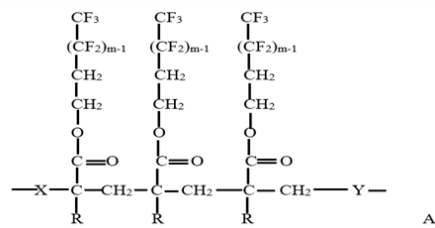


Figure 1 Fluorocarbon repellent on fibre surface. M=6-10. X and Y are co-monomers, mainly stearylates. R=H or CH₃ (polyacrylic or polymethacrylic acid esters). A is the fibre surface.

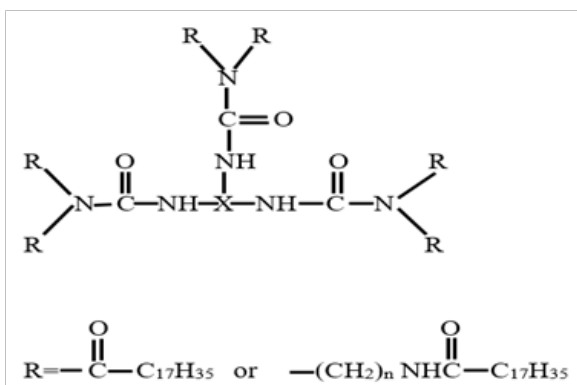


Figure 2 A dendrimer structure synthesized from three distearyl-amines or amides and a trifunctional isocyanate X (N=C=O).

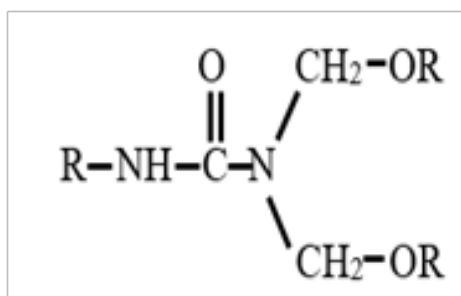


Figure 3 Alkyl urethane structure.

Materials and methods

Fabrics

100% cotton both single jersey and double jersey knit fabrics (scoured and bleached) are used to finish different types of water repellent chemicals by pad-dry-cure method. The fabrics are supplied by Micro Fibre Group, Bangladesh. Four types of knit structures

are used here, two of them are single jersey derivatives such as polo pique (PP) and single jersey (S/J) and other two of them are double jersey derivatives such as 1×1rib (Rib) and interlock (Int). Fabric specifications are given in Table 1.

Supplied fabrics have excellent hydrophilic character. Fabrics are then processed in Micro Fibre lab with three different water repellent chemicals. Two of these chemicals are fluorocarbon based and another one is alkyl urethane based. These three water repellent chemicals are applied on cotton knit fabrics in three different concentrations (70g/L, 90g/L and 100g/L) to investigate the effect of water repellent chemicals and their concentrations (conc.) on water repellency and other physical properties of the fabrics. Moreover, fabrics are dyed by using a general recipe (Table 2) in Micro Fibre lab and finished with different water repellent chemicals in 100g/L conc. as it showed excellent water repellency to evaluate different fastness properties of the fabrics.

Water repellent chemicals

Three types of water repellent chemicals are used for this experiment. Two of these chemicals are fluorocarbon based and third one is alkyl urethane based. First is fluorocarbon (FC) (trade name Nuva TTC, fluorocarbon based water repellent finishing agent, weakly cationic, dispersion of fluorine compound, Clariant), second is fluorocarbon with dendrimers (FC+D) (trade name Rucostar EEE6, fluorocarbon based water repellent finishing agent, weakly cationic, fluorocarbon (C6) resin with polymeric, hyperbranched dendrimers in a hydrocarbon, Rudolf chemie) and third is alkyl urethane based water repellent chemicals (AU) (trade name Zelan R3, alkyl urethane based water repellent finishing agent, weakly cationic or non ionic, poly alkyl urethane compound, Huntsman).

Water repellent application bath

Different structured knit fabrics are finished with three different water repellent chemicals at three different conc. (70g/L, 90g/L and 100g/L) from a separate bath with same bath condition. First is fluorocarbon (FC), second is fluorocarbon with dendrimers (FC+D) and third are alkyl urethane (AU) water repellent chemicals which solutions are prepared and applied on different knit fabrics. The process parameters are adopted as recommended by the supplier. The finishing recipe is given in Table 3. Horizontal Pad-Mangle machine (Rapid, Xiamen Rapid Co Ltd, China) is used for padding with 4.5rpm fabric speed and 2.3kg/cm² padding pressure. Channel precision oven machine (china) is used for drying and Labtec Steamer machine (Newave Lab equipments Co Ltd, Taiwan) is used for curing.

Phobol XAN: a booster, dispersion of oxime blocked isocyanate, cationic, pH 2.5-4.5 and dissolve in cold water.

Invadine PBN: a wetting agent, surface active preparation of ethoxylated fatty alcohol and aliphatic ether alcohol, anionic, pH 7.5-9.5, dissolve in cold water.

Methods

Water repellent evaluation test: There are two types of water repellent evaluation test are used.

- Drop test (it checks the contact angle)
- Spray rating test** (The spray rating tests are evaluated by using ISO 4920:2012 test method. Spray rating tests are done by Spray Rating Tester by James H. Heal & Co. Ltd. Halifax, England).

c. Hydrostatic head test: It is done by Shirley hydrostatic head tester, England according to AATCC 127 method to evaluate water permeability.

Physical and chemical testing: Each sample is tested in the standard atmosphere, 25±2°C temperature and 65% RH after conditioning 24hrs.

GSM test: GSM test is done by GSM cutter from James H. Heal & Co. Ltd. Halifax, England according to ASTM (D 3776-79) method.

Bursting strength test: It is done by bursting strength tester from SDL Atlas according to ASTM (D 3786-87) method

Stiffness test: It is done by fabric stiffness tester from J. K. King Ltd, USA according to ASTM D4032.

Color fastness to wash: Color fastness to wash is measured with ISO 105-C06-C2S method.

Color fastness to sea water: It is done by ISO 105-E02 method.

Color fastness to saliva: It is done by DIN 53160-1:2010-10 method.

Color fastness to rubbing: The resistance of color against rubbing of dyed fabrics (dry and wet) is evaluated with ISO 105X 12 methods.

Color fastness to light: It is done by ISO 105-B02 method.

Table 1 Types of fabrics with their specification

Name of fabric	Knit structure	GSM	Count	Composition
Single jersey	Polo pique	160	30 Ne	100% cotton
	S/J	160	30 Ne	100% cotton
Double jersey	Rib (1×1)	160	30 Ne	100% cotton
	Interlock	160	30 Ne	100% cotton

Table 2 Dye application bath are listed for fabrics

Dyes and chemicals	Polo pique fabric (Turquoise color)	Shade	S/J fabric (orange color)	Shade	Rib fabric (black color)	Shade	Interlock fabric (red color)	Shade
Dyestuff	Reacto bond Turquoise Blue G 133%	4%	Reacto bond Orange 2RX	0.50%	Reacto bond Black DN	8%	Reacto bond Red HW	0.50%
Auxiliaries	Jinlev ECO CL 225 (Levelling agent): 25g/l							
	Jintexy Ec SQ 117CA (Sequestering agent): 25g/l							
	Jingen Lub CBA (Wetting agent): 50g/l							
			Polo pique		S/J		Rib	Interlock
	Glauber's salt		60g/L		16g/L		80g/L	16g/L
	Soda ash		20g/L		9g/L		20g/L	9g/L
Basic Chemicals	Temperature		80°C		60°C		60°C	60°C
	Time		90 min					
	M:L		1:10					
	Cold wash							
	Acid wash 2cc/L for 4-5min (Green acid)							
After treatment	Hot wash at 95°C for 7 min							
	Soap wash 2g/L for 7 min (Soaping agent Jingen SP AW5045)							
	Hot wash at 95°C for 7 min (2 times)							
	And then dry.							

Table 3 Water repellent application bath

Finishing bath set up	Fluorocarbon	FC+ dendrimers	Alkyl urethane
Name of chemicals	Resin	70, 90, 100g/L	70, 90, 100g/L
	Acetic acid	01ml/L as required for pH 4-5	01ml/L as required for pH 4-5
	Phobol XAN g/L (booster)	--	10g/L
	Invadine PBN (wetting agent)	--	5g/L
	Padding	80% pick up	
Application Parameters	Drying	120°C for 3min	
	Curing	160°C for 2min	
	Padder Pressure	1bar	

Results and discussion

Water repellent evaluation test

Drop test: Three types of water repellent solutions (trade name Nuva TTC, Rcostar EEE6, & Zelan R3) are prepared in 70g/L, 90g/L and 100g/L conc. and applied this conc. on different single jersey and double jersey knit dyed fabrics. Four different knit fabrics are used in this study, two of them are single jersey derivatives (S/J, polo pique) and another two are double jersey derivatives (rib, interlock). This is the visual test to evaluate the water repellency. When a water droplet is placed on water repellent material then the drop will rest up on it without penetration. Here are some physical appearances of untreated and treated fabrics (Figure 4) (Figure 5), showed that treated fabrics are water repellent.

Spray rating test

Fluorocarbon (FC), FC+dendrimers (FC+D) and alkyl urethane (AU) water repellent chemicals solutions are prepared in three different conc. (70g/L, 90g/L and 100g/L) and applied on single jersey (S/J, PP) and double jersey derivatives knit fabrics. These treated fabrics are then evaluated by using ISO 4920:2012 method and spray rating are expressed in Table 4 and Figure 6. Schindler and Hauser discussed that after finishing by pad-dry-cure process, the heat treatment (drying and curing) changes perfluoro side chains to almost crystalline structures to achieve optimal water repellency.⁹ Compared with the untreated fabric, the finished fabrics had good water repellency with around 3-5grades.

It is shown from Figure 6 and Table 4 that by applying different water repellent chemicals in 70g/L conc., water repellency rating varies with different knit fabric. FC water repellent chemical showed better result comparatively than others. Moreover, rib fabric gave better result for its compactness. In 90g/L conc., water repellency rating has found better for FC+D water repellent chemical for both single jersey and double jersey derivatives. Among the fabrics, S/J, rib and interlock fabrics showed the best rating for FC+D water repellent chemical by that conc. Particularly for 100g/L conc., FC gave the best result for all fabrics rather than others and in high conc. all the chemicals show better result for all fabrics.

Hydrostatic head test: This test is done according to AATCC 127 method on different types of knit fabrics after water repellent finish at various conc. which are stated below in Table 5 and Figure 7.

From the above chart it has seen that the more pressure required forcing water through the fabric and with the conc. increases from 70g/L to 100g/L, the pressure requires more. An increase in repellent conc. caused an improvement in wetting times of the fabric after finishing. Because the water repellent chemicals form a coating on the fabric and the more conc. of chemicals leads the higher density of the coating resulting increased water repellency. It is shown from Figure 7 and Table 5 that by applying different water repellent chemicals in different conc., hydrostatic head test rating varies with different knit fabric. FC+D water repellent chemical showed better result comparatively than others for both single jersey and double jersey derivatives.

Analysis of GSM

The GSM tests are done according to ASTM (D 3776-79) method for all fabrics with different conc.

After chemical implementation of the different knit fabric with

various concentrations from Figure 8 and Table 6, GSM has increased because chemical has covered up all the pores of the fabric and a chemical coating is created on the fabric. Therefore, the water is not allowed to penetrate into the fabric.

Bursting strength test

Bursting strength plays a vital role after water repellent finish. It was done according to ASTM (D 3786-87) method. In here, in the chart the bursting strength of the cotton knit fabric shows slight deterioration occurs and it is obviously taken into account as resin cross links in amorphous region of cellulose leading lower flexibility and harsh hand feel. Though it is marginal for the fabric to go for the next proceedings.

From the above chart in Figure 9 and Table 7, it is clear that after water repellent finish the fabric strength is decreased and it's reasonable. The fabric strength is decreased by increasing of water repellent chemical conc. The bursting strength of knit fabric is reduced because of effect of the cellulosic fiber during cross linking process. When the water repellent chemicals form cross link with the cotton free O-H group in the amorphous region, it makes stiff of the fabric and moreover, cross linking reaction is done mainly in acidic condition which are also responsible for the loss of the fabric bursting strength.

Stiffness test

Stiffness test has enormous effect after water repellent finish as resin cross links in amorphous region of cellulose leading lower flexibility and harsh hand feel. For that reason fabric stiffness is increased after finishing. It was done according to ASTM D 4032 method. In here, in the chart the stiffness of the cotton knit fabric shows stiffness increased for all types of water repellent finishes. The fabric stiffness is increased by increasing of water repellent chemical conc. Among three water repellent chemicals, AU (alkyl urethane) treated fabrics shows less stiffness after finishing (Table 8) (Figure 10).

Color fastness

All dyed knit fabrics are treated with water repellent chemicals at 100g/L conc. to measure the effect of different color fastness. As 100g/L conc. treated fabrics shows the best water repellency and physical properties compared with other concentrations. To evaluate the effect of color fastness of all treated fabrics are rated under grey scale for both color change and color staining.

Color fastness to wash: Color fastness to wash is measured with ISO 105-C06-C2S method. The rated chart is given below in Table 9. At first the sample is washed with standard recipe and then color change and staining are measured to the washed sample with the unwashed sample and compared.

The wash fastness of FC, FC+D and AU water repellent treated fabrics shows better result than unfinished one for S/J, rib and interlock fabrics. But wash fastness of water repellent treated polo pique fabric remain same as unfinished one. The improvement of wash fastness of water repellent finished fabric is because of the dye molecules trapped inside the crosslinking film.

Color fastness to sea water: It is done by ISO 105-E02 method. The rated chart is given below in Table 10. The sea water fastness of FC+D water repellent chemicals shows better result than FC and AU chemicals for polo pique, S/J and rib fabrics. The improvement

of sea water fastness of water repellent finish is because of the dye molecules trapped inside the crosslinking film.

Color fastness to saliva: It is done by DIN 53160-1:2010-10 method. The color fastness to saliva of water repellent treated fabrics at 100g/L concentration are rated under grey scale for color change and color staining. The rated chart is given below in Table 11. The color fastness to saliva remains unchanged for all FC, FC+D and AU treated S/J and interlock fabrics compared with untreated one. Whereas, it slightly decreased for all treated fabrics of polo pique and rib structure.

Rubbing fastness: The rubbing fastness of water repellent treated dyed fabrics are rated under grey scale for the measurement of color staining against dry and wet white fabric. The rated chart of rubbing fastness for wet and dry rub are given below in Table 12. It shows that both dry and wet rub are remain same or slightly decreased after water repellent finish on conc. 100g/L than untreated one as water repellent chemical make a thin coating on fabric surface.

It is found that all three FC, FC+D and AU chemicals shows




Figure 4 Some physical appearances of untreated and treated fabrics; (a) Polo pique fabric unfinished; (b) Polo pique finished with AU; (c) Polo pique fabric finished with FC; (d) Polo pique finished with FC+D; (e) S/J unfinished fabric; (f) S/J finished fabric with AU; (g) S/J fabric finished with FC; (h) S/J finished with FC+D; (i) Rib unfinished fabric; (j) Rib fabric finished with AU; (k) Rib fabric finished with FC; (l) Rib finished with FC+D; (m) Interlock fabric unfinished; (n) Interlock finished with AU; (o) Interlock fabric finished with FC; (p) Interlock finished with FC+D water repellent chemicals.

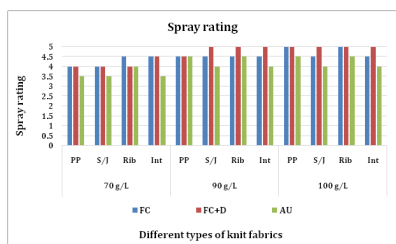


Figure 6 Spray rating of different fabrics treated with water repellent chemicals at 70g/L, 90g/L and 100g/L conc.

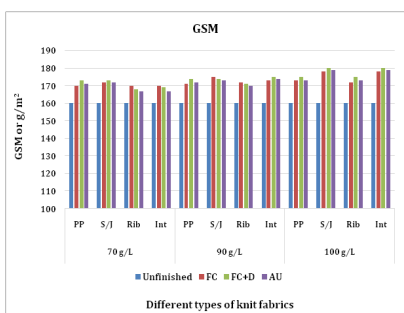


Figure 8 GSM of different fabrics treated with water repellent chemicals at conc. of 70g/L, 90g/L and 100g/L

average rubbing (dry and wet) fastness. Dry rub staining of polo pique and rib fabrics shows slightly decreased for FC, FC+D and alkyl urethane water repellent finish than untreated one. It may be because of after finishing, fabrics become harsh. For that reason, Dry rubbing fastness is decreased as more friction is occurred between fabric and white cloth. Moreover, another possibility is both polo pique and rib fabrics has uneven surface than S/J and interlock which caused more friction between fabric and white cloth.

Color fastness to light: To measure the effect of light fastness of water repellent treated fabrics are rated under grey scale for color change. It is done by ISO 105-B02 method. The rated chart is given below in Table 13. At first the sample is exposed against light for certain time and then compare the color change with the unexposed sample.

Moreover, from the data sheet (color change), it is found that light fastness characteristics are not affected by FC, FC+D treated all knit fabrics except alkyl urethane. Furthermore, FC, FC+D treated fabrics shows same light fastness as untreated one though for alkyl urethane treated fabrics, it slightly decreased for all knit structure.




Figure 5 Some physical appearances of untreated and treated fabrics; (a) Polo pique dyed fabric unfinished; (b) Polo pique dyed and finished with alkyl urethane (AU) with 100g/L conc.; (c) S/J dyed unfinished fabric; (d) S/J dyed and finished fabric with AU with 100g/L conc.; (e) Rib dyed unfinished fabric; (f) Rib dyed fabric and finished with AU with 100g/L conc.; (g) Interlock dyed unfinished fabric; (h) Interlock dyed and finished with AU with 100g/L conc. water repellent chemical.

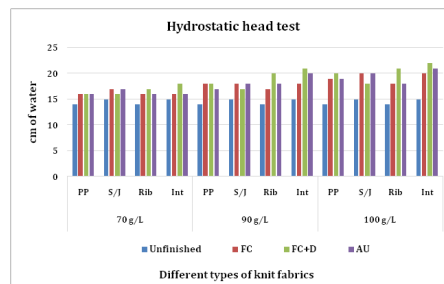


Figure 7 The hydrostatic head test of different fabrics treated with water repellent chemicals at 70g/L, 90g/L and 100g/L conc.

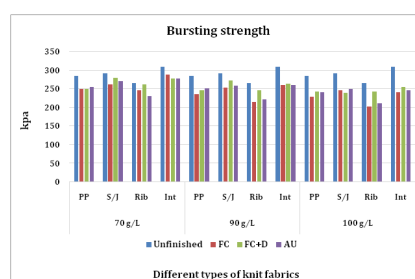


Figure 9 Bursting Strength (kpa) of different fabrics treated with water repellent chemicals at conc. 70g/L, 90g/L and 100g/L.

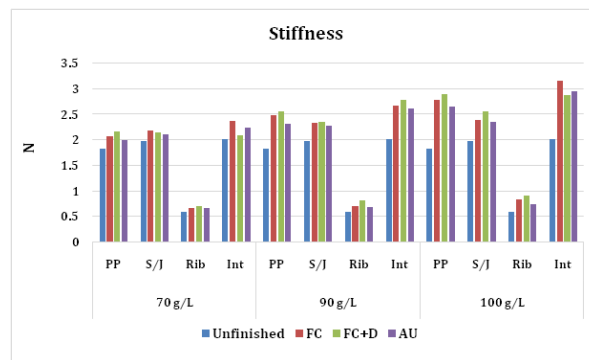


Figure 10 Stiffness of different fabrics treated with water repellent chemicals at 70g/L, 90g/L and 100g/L conc.

Table 4 Spray rating of different fabrics treated with water repellent chemicals at 70g/L, 90g/L and 100g/L conc

Conc. (g/L)	Fabric	FC	FC+D	AU
70	Polo pique	4	4	3-4
	S/J	4	4	3-4
	Rib	4-5	4	4
	Interlock	4-5	4-5	3-4
90	Polo pique	4-5	4-5	4-5
	S/J	4-5	5	4
	Rib	4-5	5	4-5
	Interlock	4-5	5	4
100	Polo pique	5	5	4-5
	S/J	4-5	5	4
	Rib	5	5	4-5
	Interlock	4-5	5	4

Table 5 The hydrostatic head test of different fabrics treated with water repellent chemicals at 70g/L, 90g/L and 100g/L conc

Fabric Name	Hydrostatic head test (cm of water) (Unfinished)	Conc. (g/L)	FC	FC+D	AU
Polo pique	14	70	16	16	16
S/J	15		17	16	17
Rib	14		16	17	16
Interlock	15		16	18	16
Polo pique	14	90	18	18	17
S/J	15		18	17	18
Rib	14		17	20	18
Interlock	15		18	21	20
Polo pique	14	100	19	20	19
S/J	15		20	18	20
Rib	14		18	21	18
Interlock	15		20	22	21

Table 6 GSM of different fabrics treated with water repellent chemicals at 70g/L, 90g/L and 100g/L conc

Fabric Name	GSM (Before)	Conc. (g/L)	FC	FC+D	AU
Polo pique	160	70	170	173	171
S/J	160		172	173	172
Rib	160		170	168	167
Interlock	160		170	169	167
Polo pique	160	90	171	174	172
S/J	160		175	174	173
Rib	160		172	171	170
Interlock	160		173	175	174
Polo pique	160	100	173	175	173
S/J	160		178	180	179
Rib	160		172	175	173
Interlock	160		178	180	179

Table 7 Bursting strength of different fabrics treated with water repellent chemicals at 70g/L, 90g/L and 100g/L conc

Fabric Name	Bursting Strength (kpa) (before)	Conc. (g/L)	FC	FC+D	AU
Polo pique	285.1	70	250.3	249.5	255.7
S/J	292.8		262.8	279.9	270.5
Rib	265.1		246.8	262.6	230.2
Interlock	309.7		288.8	278.6	277.1
Polo pique	285.1	90	235.4	246.3	250.8
S/J	292.8		253.6	272.8	258.4
Rib	265.1		214.8	246.2	220.9
Interlock	309.7		260.5	264.6	261
Polo pique	285.1	100	228	243.2	241.7
S/J	292.8		246	238.5	249
Rib	265.1		201.7	242.8	211.6
Interlock	309.7		240.3	255.6	246

Table 8 Stiffness of different fabrics treated with water repellent chemicals at 70g/L, 90g/L and 100g/L conc

Fabric Name	Unfinished fabric's stiffness (N)	Conc. (g/L)	FC	FC+D	AU
Polo pique	1.84	70	2.08	2.18	2.01
S/J	1.98		2.19	2.16	2.11
Rib	0.6		0.68	0.72	0.67
Interlock	2.02		2.38	2.1	2.24
Polo pique	1.84	90	2.48	2.56	2.33
S/J	1.98		2.34	2.36	2.28
Rib	0.6		0.71	0.83	0.69
Interlock	2.02		2.68	2.78	2.62
Polo pique	1.84	100	2.78	2.9	2.66
S/J	1.98		2.4	2.57	2.36
Rib	0.6		0.84	0.92	0.75
Interlock	2.02		3.16	2.89	2.95

Table 9 Color Fastness to wash of different knit fabrics treated with water repellent chemicals at 100g/L conc

Color fastness to wash												
Sample	Unfinished			FC		FC+D			AU			
	Color change	Color staining		Color change	Color staining		Color change	Color staining		Color change	Color staining	
		Cotton	Wool		Cotton	Wool		Cotton	Wool			
Polo pique	4	3	4	4	3	4	4	3	4	4	3	4
S/J	4-5	4	4-5	4-5	4	4-5	4-5	4	4-5	4-5	4-5	4-5
Rib	4-5	4	4	4-5	4-5	4-5	4-5	4	4-5	4-5	4	4-5
Interlock	4-5	4	4-5	4-5	4-5	4-5	4-5	4-5	4-5	4-5	4-5	4-5

Table 10 Color fastness to water of different fabrics treated with water repellent chemicals at 100g/L conc

Color fastness to sea water												
Sample	Unfinished			FC		FC+D			AU			
	Color change	Color staining		Color change	Color staining		Color change	Color staining		Color change	Color staining	
		Cotton	Wool		Cotton	Wool		Cotton	Wool			
Polo pique	4-5	4-5	4-5	4-5	4	4-5	4-5	4-5	4-5	4-5	4	4-5
S/J	4-5	4-5	4-5	4-5	4	4-5	4-5	4-5	4-5	4-5	4	4-5
Rib	4-5	4-5	4-5	4-5	4	4-5	4-5	4-5	4-5	4-5	4	4-5
Interlock	4-5	4-5	4-5	4-5	4-5	4-5	4-5	4-5	4-5	4-5	4-5	4-5

Table 11 Color fastness to saliva of different fabrics treated with water repellent chemicals at 100g/L conc

Color fastness to saliva												
Sample	Unfinished			FC		FC+D			AU			
	Color change	Color staining		Color change	Color staining		Color change	Color staining		Color change	Color staining	
		Cotton	Wool		Cotton	Wool		Cotton	Wool			
Polo pique	4-5	4-5	4-5	4-5	4	4-5	4-5	4-5	4-5	4-5	4	4-5
S/J	4-5	4-5	4-5	4-5	4-5	4-5	4-5	4-5	4-5	4-5	4-5	4-5
Rib	4-5	4-5	4-5	4-5	4	4-5	4-5	4	4-5	4-5	4	4-5
Interlock	4-5	4-5	4-5	4-5	4-5	4-5	4-5	4-5	4-5	4-5	4-5	4-5

Table 12 Rubbing fastness of different fabrics treated with water repellent chemicals at 100g/L conc

Rubbing fastness									
Sample	Unfinished		FC		FC+D		AU		
	Dry	Wet	Dry	Wet	Dry	Wet	Dry	Wet	Wet
Polo pique	4-5	3-4	4	3-4	4	3-4	4	3-4	3-4
S/J	4-5	4-5	4-5	4-5	4-5	4-5	4-5	4-5	4-5
Rib	4-5	3	4	3-4	4	3	4	3	3
Interlock	4-5	4	4-5	4	4-5	4	4-5	4	4

Table 13 Color fastness to light of different fabrics treated with water repellent chemicals at 100g/L conc

Color fastness to light				
Sample	Unfinished	FC	FC+D	AU
	Color change	Color change	Color change	Color change
Polo pique	4-5	4-5	4-5	4
S/J	4	4	4	3-4
Rib	4-5	4-5	4-5	4-5
Interlock	4	4	4	3-4

Conclusion

In this experiment, both single jersey (polo pique, S/J) and double jersey (rib, interlock) derivatives of knit fabrics were finished with three types of water repellent chemicals. Two of them are fluorocarbon based and another one is fluorocarbon-free resins which are applied on different structured knit fabrics by pad dry cure process. Water repellent chemicals conc. on the repellence of the fabrics was investigated. To do so, 72 water repellent treated different structured knit samples were tested and evaluated. Variety mechanical and different color fastness properties of finished knit fabrics were evaluated and showed that different water repellent chemicals and their varying conc. significantly influenced water repellency of knit fabrics. Changing conc. from lower to higher conc., gives gradually upgraded water repellency, regardless of repellent chemical type. When fluorocarbon with dendrimers (FC+D) was used, then the best water repellency is obtained by evaluating both the sprat rating test and hydrostatic head test. But fluorocarbon-free alkyl urethane (AU) gave less stiffness and improved hand feel than other water repellents. The results showed that the fluorocarbon-free alkyl urethane based resin treated fabrics exhibited competitive result on water repellency, other physical and chemicals properties. Furthermore, unlike the findings of previous research works which discussed that with implementing higher conc. of the water repellent, strength is reduced. The repellent chemicals and their changing conc. did not cause significant loss of bursting strength of knit fabrics. The water repellent finish type and conc. were very important criteria to obtain good water repellency. There was no significant variation is observed in GSM on the basis of different types of water repellent chemicals and their varying conc. A higher in repellent conc. caused a good wash fastness, sea water fastness, color fastness to saliva, rubbing fastness and light fastness. The finishes after dyeing had no effect on water repellency is another important conclusion of this work. Moreover, environmental friendly fluorocarbon-free water repellent chemicals could be a good alternative than fluorocarbon based water repellent chemicals.

Acknowledgements

I should like to express my deep gratitude to MICRO FIBRE for providing me the lab facilities. I should also like to thank Essential

Clothing Ltd for providing me sample fabrics. Again special gratitude also goes to the Wet Processing Lab and the TTQC Lab of Bangladesh University of Textiles (Butex).

Conflict of interest

Author declares there is no conflict of interest in publishing the article.

References

1. Bongiovanni R, Zeno E, Pollicino A, et al. UV-light induced grafting of fluorinated monomer onto cellulose sheets. *Cellulose*. 2011;18(1):117–26.
2. Castelvetro V, Francini G, Ciardelli G, et al. Evaluating fluorinated acrylic lattices as textile water and oil repellent finishes. *Text Res J*. 2001;71(5):399–406.
3. Shao H, Sun JY, Meng WD, et al. Water and oil repellent and durable press finishes for cotton based on a perfluoroalkyl-containing multi-epoxy compound and citric acid. *Text Res J*. 2004;74(10):851–5.
4. Lee HJ, Michielsen S. Preparation of a superhydrophobic rough surface. *J Polym Sci Part B Polym Phys*. 2007;45(3):253–61.
5. Li ZR, Fu KJ, Wang LJ, et al. Synthesis of a novel perfluorinated acrylate copolymer containing hydroxyethyl sulfone as crosslinking group and its application on cotton fabrics. *J Mater Process Technol*. 2008;205(1–3):243–8.
6. Roe B, Zhang X. Durable hydrophobic textile fabric finishing using silica nanoparticles and mixed silanes. *Text Res J*. 2009;79(12):1115–22.
7. Kasturiya N, Bhargava GS. Liquid repellency and durability assessment: A quick technique. *J Ind Text*. 2003;32(3):187–222.
8. Schindler WD, Hauser PJ. *Chemical finishing of textiles*. Cambridge: Woodhead Publishing Ltd; 2004. 224 p.
9. Sahin B. Fluorochemicals in textile finishing. *International Textile Bulletin-Dyeing/Printing/Finishing*. 1996;42(3):26–30.
10. Hangjin Q, Kunyan S, Zhaoli M, et al. Polymeric fluorocarbon coated polyester substrates for waterproof breathable fabrics. *Textile Res J*. 2002;72(2):93–7.