

Introduction to a new order, traceability and inventory online program for medical practices

Introduction

All dental clinics are facing the same issues related to items orders, traceability, inventory, real time evaluation of the inventory, expire dates management, price of same items sold by different distributors, medico-legal constraints, consumption evaluation of all Items or of some dedicated items, export of payment details to accountancy, etc.

An excel file or an accountancy program are by far not enough to answer to all these issues. Easy Stock-in¹ has been designed to simplify this management in real time.

This paper is a short introduction to Easy Stock-in software.

1. It is not necessary to install the software on a computer, all is accessible online.
2. It is not needed to make back up. Your data are stored on a Server in Europe and back up are done every 10 minutes.
3. You can access to your data from everywhere in the world as long as you are connected to the Internet.
4. You can use any computer or any tablet.
5. You can use any currency

Structure of the Program

Easy Stock-in is set up with 4 types of buttons with a different color: blue for the Everyday practice, yellow for the reports, orange for the customized reports and green for your settings.

Everyday practice (in Blue) (Figure 1)



Figure 1 Everyday practice.

Planning Orders

Item	Lots	Per package of...	To order by...	Distributor	Quantity	In Stock
#03 Flame course	1 = 5 burs	5	1	Bright Smile Medical Equipments	<input type="text"/>	15

Figure 2 Planning orders.

¹Easy Stock-in web page: <http://www.anpamedical.com/informations/easy-stock-in>

Volume 4 Issue 2 - 2016

Philippe Tardieu

Private practitioner in Dubai, UAE

Correspondence: Philippe Tardieu, Private practitioner in Dubai, UAE, Email pt@frenchdentistdubai.com

Received: June 16, 2015 | **Published:** February 15, 2016

Planning orders

In Planning Orders, you can check the contents of each Lot. For example a Lot is equal to “1 box of masks”; one line will be edited for one box of 50 masks. The number of items in inventory at the time of ordering is automatically displayed. This will avoid orders Items which are already in stock somewhere (Figure 2).

Sent orders management

In the details of Sent Orders Managements, the date of delivery, the amount of the invoice and the details of payments allow following your order from A to Z.

A customized report allows send this information to the accountancy. A field automatically shows how many days you have in between the date of order and today or the date of order and the date of delivery.

Basket

This tool allows setting up the list of all used Items for an intervention with the details of prices and the total amount. This is interesting to do if you want to separate the honorarium from the amount of used items during an intervention. It is also used to evaluate the amount of components used to fabricate prosthesis for example (Figure 3).

Figure 3 Add intervention.

The Basket is done in such a way that you can select one or several items included in a basic package (for example 6 gloves have been used out of a box of 50 gloves). And the price will be automatically calculated.

Stock and traceability

The background of the expired Items is displayed in red color to avoid mistakes (Figure 4).

Item	Location	Traceability No	Expiry Date	Status	Comment
Master-C conical implant - Ø 3.50 mm - L= 11.5 mm	---Select---		01/06/2015	Received	
Fiber Force CST Pillars for laboratory	---Select---			Received	

Figure 4 Stock and traceability.

Reports (in Yellow) (Figure 5)

Reports

Today's Inventory	Todays in-use Items
Expired in-stock Items	Expired in-use Items
Quick Inventory	One month Expiry date notification
Dynamic Inventory Report	Compare Prices

Figure 5 Reports.

Today's inventory quick inventory

The total amount of the Search on Items is displayed on top of the page. The lists can be exported and printed (Figure 6).

Quick inventory is used for example when you want to get at a glance the number of implants you have in stock without going around in the drawers to count them.

Quick Inventory (AED 3,150.00)

Figure 6 Quick inventory.

Dynamic inventory report

The Dynamic Inventory Report allows monitoring the value of the inventory over 24 months. The amounts are calculated at the end of

each month and the charts and lines allow you evaluating the trend (Figure 7).

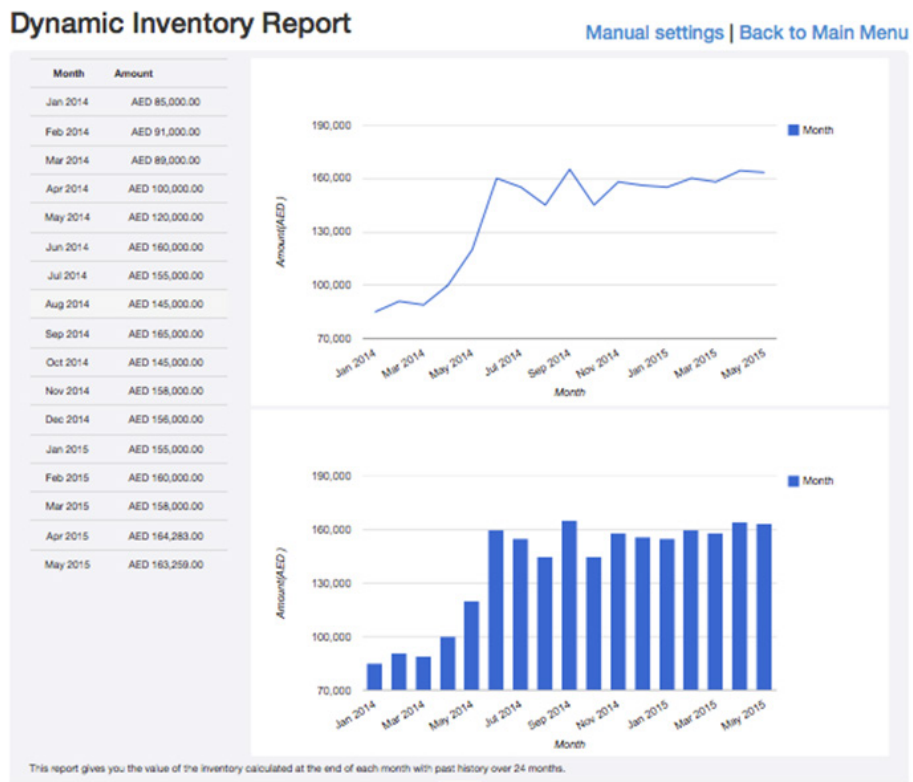


Figure 7 Dynamic inventory report.

Compare prices

This allows comparing the prices of a same Item sold by different distributors.

One month expiry date notification

This report gives the list of expired Items and Items on the way to expire in less than one month (Figure 8). This report allows taking the decision to re-order some Items or to use them fast before the expiry date.

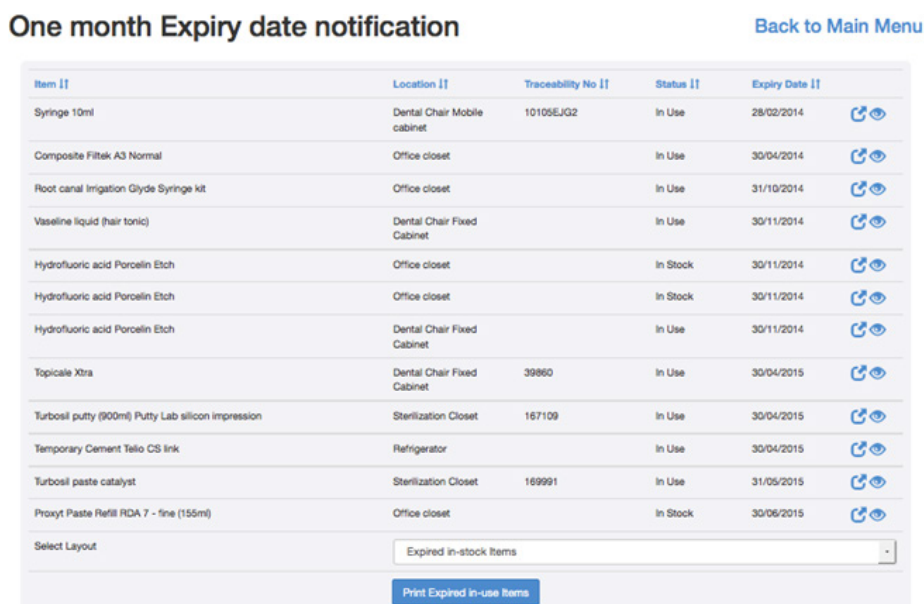


Figure 8 One month expiry date notification.

Customized report (Orange) (Figure 9)

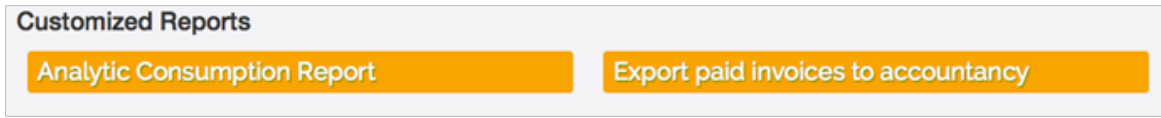


Figure 9 Customized report.

Analytic consumption report

Analytic Consumption Report allows monitoring your consumption based on several search criteria: by category, by distributor, by item, by location, by status, by period, etc (Figure 10).

Export paid invoices to accountancy

This report allows sending all details about invoices, payments to the accountancy in one time.

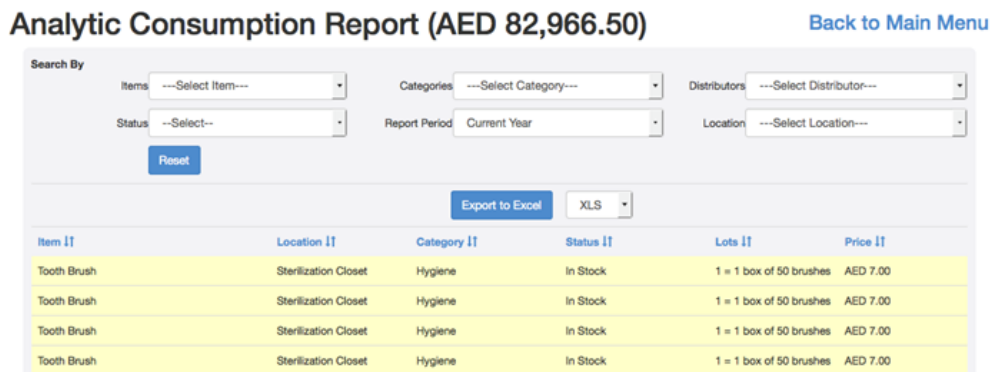


Figure 10 Analytic consumption report.

Settings (in Green) (Figure 11)

Items

- a. You can import a list of new Items in one time. The import will come from a CSV or a XLS file (Figure 12).

- b. You can add a picture in Item’s fields.

To easily find pictures to add in your Items details, just go to Google Images and search for the name of your Item. You will then be able to make a screen shot of your picture and import it in your Items details (Figure 13).

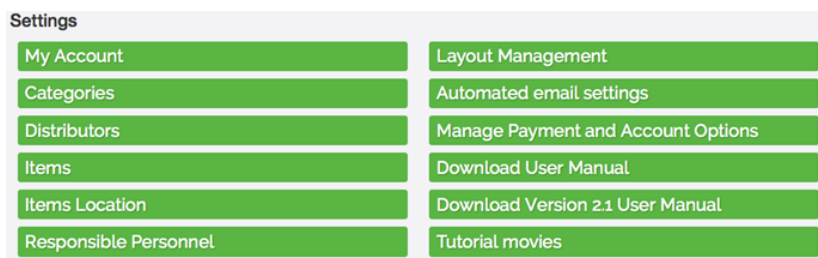


Figure 11 Settings.

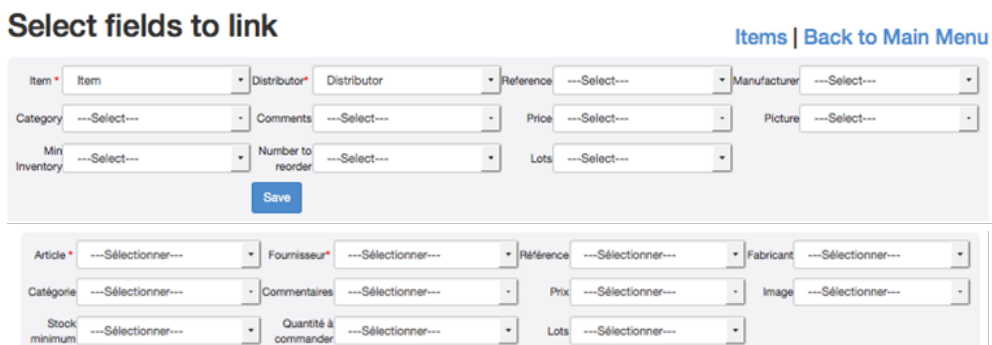


Figure 12 Select fields to link.

Figure 13 Edit item.

- c. Lots, Basic packaging and Minimum quantity to order make things easy to implement (Figure 14). Minimum Inventory Notification and Number to Re-order allows you to be warn before you find that you have no more Items in stock (Figure 15).

Figure 14 Easy to implement.

Figure 15 No stock.

Automated email settings

This page allows you automatically select your reports when you want to receive by e-mail (Figure 16).

Figure 16 Automated email setting.

Items location (Figure 17)

Figure 17 Items location.

Most of users use the Location by room. This allows making analytic search by room (or practitioner) activity in Analytic Consumption report.

Conclusion

This new online software created by dentists for dentists is answering the problems related to order and stock management specific to medical practices.

All the tools are accessible online and the intuitive way to work with it allows a very fast and easy implementation whatever size is the dental practice.

All users of this program have been surprised by the amount of money stuck in inventory. Based on this information, users have been able to modify their protocol of decision to order items in a better way.

It is a real satisfaction to get access information in one click. Substantial savings have been done on expenses by all users.

Full version access to Easy Stock-in is available on the web site of ANPA MEDICAL SUPPLIES DMCC.²

²ANPA MEDICAL SUPPLIES DMCC, Dubai, UAE www.anpamedical.com

Funding

None.

Acknowledgements

None.

Conflicts of interest

Author declares that there is no conflict of interest.