

Meat yield and shell dimension of smooth scallop (*flexopecten glaber*) caught from çardak lagoon in canakkale, Turkey

Abstract

In this research, meat yield and shell dimension of smooth scallop (*Flexopecten glaber*) were specified. 150 individuals of smooth scallop were caught by dredges seasonally in Cardak lagoon on Canakkale strait, Turkey. According to results, the relationship of total shell length between total shell weight was determined as $TW = 0.5207 * TL^{2.4533}$ ($R^2 = 0.73$). Moreover, meat yield of scallop was determined highest as whole meat in spring and as adductor muscle in summer. This paper reveals basic growth data of smooth scallop and its preliminary study for Cardak lagoon which is important bivalve inhabiting area.

Keywords: Scallop, *Flexopecten glaber*, Shell dimension, Meat yield, Pecten

Volume 5 Issue 3 - 2017

Nermin Berik,¹ Ekrem Cem Çankırılıgil,² Güzin Gül³

¹Department of Fisheries and Processing Technology, Canakkale Onsekiz Mart University, Turkey

²Central Fisheries Research Institute, Turkey

³Institute of Marine Sciences and Management, Istanbul University, Turkey

Correspondence: Ekrem Cem Çankırılıgil, Centra Fisheries Research Institute, Vali Adil Yazar, Turkey, Email ekremcem19@gmail.com

Received: November 30, 2016 | **Published:** March 21, 2017

Introduction

The share of scallops in European market among marine mollusk has increased significantly in recent years.¹ In Mediterranean, smooth scallop (*Flexopecten glaber*) is one of the most high market valued species for the seafood sector with their high nutrient content as well as Pilgrim' scallop (*Pecten jacobaeus*), black scallop (*Mimachlamys varia*) and queen scallop (*Aequipecten opercularis*).² Besides, smooth scallop is convenient for aquaculture sector with having high growth rate and economical value.^{3,4} With these advantages, studies carried out in the northern Aegean Sea showed that overfishing caused a serious decrease in *Flexopecten glaber* stocks.^{2,3,5} According to Sarro & Stokesbury⁶ monthly variations of scallop meat yields must be detailed with the aim of adequate implementation of future fisheries management plans. Over the past years, although researches about biology of scallop has risen,⁷ it is not enough.

Cardak Lagoon is located on the Canakkale Strait in northern Aegean Sea and it is the most important area which has multiplexed freshwater entering, and hence creating optimum conditions for the production of bivalves.⁸ A few studies were carried out relevant to bivalve species inhabiting in Cardak lagoon.^{9, 10} However, not much work has been done related to smooth scallop. In this research, smooth scallops (*Flexopecten glaber*) were preferred due to their high economical potential. In our study, we evaluated meat yield and allometric relations of smooth scallop obtained from Cardak lagoon in order to compensate lack of knowledge still exists to basic data of this species. Thus, scientific studies on these valuable species should be enhanced to ensure sustainable use of scallops in the fishery along with seafood industry.

Materials and methods

Sampling

Scallops were caught via dredges and samplings that were carried out seasonally between September 2011 and August 2012 in

Canakkale Cardak lagoon (between 40°23'00.11''K, 26°42'52.05''D and 40°23'44.46''K, 26°44'25.00''D. All sampling done were carried out in the middle of each seasons. In this study, 150 individual scallops were used (autumn as 41, winter as 51, spring as 29 and summer as 29).



Figure 1 Sampling area of smooth scallop (*Flexopecten glaber*). A: Canakkale strait, Turkey; B: Çardak Lagoon as main sampling area (photos taken from Google earth, 2016).

Specifying of Allometric Relations

Samples of smooth scallop specimens were obtained on a seasonal basis between August 2009-August 2010 using dredge in the Cardak Lagoon, Aegean Sea. The total length (SL) of the scallops (maximum distance along the anterior-posterior axis), width and height were measured with digital caliper to the nearest 0.01 mm and the weight was determined by using digital balance with an accuracy of 0.01g. Measurements of scallops were shown in Figure 2.

The relation of shell length (SL) to shell weight (SW), unshelled meat weight (MW) and adductor weight (AW) was calculated according to the allometric equation:

$W = a * L^b$ using the least square regression analysis available in the Microsoft Excel.

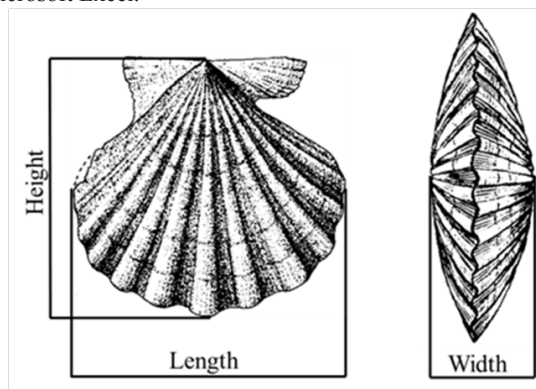


Figure 2 Measurements of smooth scallop (*Flexopecten glaber*). The artworks were taken from (Fischer et al.¹¹ and modified by the authors.

Since weight is a power function of length, the logarithm is taken so that the exponential relationship can be expressed by a linear equation. This equation can be expressed in its linearized form: $\log W = \log a + b \log L$

W is the shell weight (total weight, total unshelled meat, adductor muscle weight) L is the shell dimension (Total length, width, height) whilst a is the intercept (initial growth coefficient) and b is the slope (relative growth rates of variables).¹² In the determination of allometric relations, t-test was applied to determine if the b value was significantly different from the isometric expected value of 3.¹³

Determination of Meat Yield

In the calculation of meat yield, two approaches were taken into consideration due to different scallop consuming preferences in the world. In the former, meat yield was calculated with whole edible combed out scallop meat including adductor muscle and all organs such as gonad, digestive gland, gill and others. In the latter, only the adductor muscle was taken as the meat yield measure which is the most common method of consumption of scallops over the world. According to Naidu¹⁴ ratio of adductor muscle is being acceptable as meat yield. Besides that, scallop parts used in estimation of meat yield were shown on the anatomy of scallop in figure 3. The meat yield calculation was carried out throughout the year; thereby seasonal changes in the meat yields of scallops were identified. An equation was used to estimation of both meat yields as meat yield = [Meat weight (g)/ Total weight (g)] x 100.¹⁵ Differences between groups of meat yields were determined by one-way analysis of variance ANOVA using Tukey's multiple comparison tests.¹⁶




Figure 3 1: Morphology of smooth scallop (*Flexopecten glaber*), 2: Anatomy of smooth scallop (*Flexopecten glaber*): Adductor (striped) muscle (A)*, gonad (B), digestive gland (C).

*In the calculation of meat yield ratios, adductor muscle (A) was estimated as singular and coupled with all other organs.

Results and discussion

Allometric Relations and Shell Dimensions

In this study, 150 scallops were collected in range ranging from 3.72 to 7.11 cm in the total length and 14.11 to 52.36 g in the total weight (Table 1).

Table 1 Descriptive statistics of *Flexopecten glaber* from Canakkale Lagoon

Measurements	N	Minimum	Maximum	Mean [SE]
TSL	150	3.72	7.11	5.03±0.634
TSW	150	14.11	52.36	28.73±10.52
SW	150	3.64	7.02	4.99±0.660
SH	150	1.01	2.82	1.86±0.350
MW	150	4.82	17.96	10.12±0.280
AW	150	1.39	7.34	3.307±0.131

*TSL, total shell length (cm); TSW, total shell weight (g); VW, shell width (cm); SH, shell height (cm); MVV, weight of unshelled whole edible scallop meat (g); AVV, weight of adductor muscle.

According to length dimension frequency the most total length in 5 cm, width in 5 cm and height in 2 cm respectively. Pisor & Poppe¹⁷ represent the maximum total shell length of 8.66 cm. Allometric relations of smooth scallop were given in figure 4.

The height -weight relationship was calculated $TW = 0.5207 * TL^{2.4533}$ ($R^2 = 0.73$). The total shell length frequency distributions were showed in Figure 5.

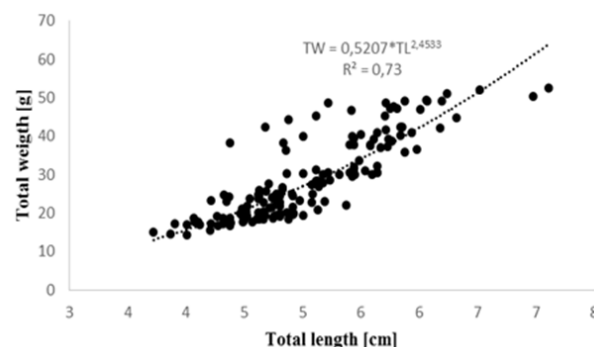


Figure 4 Total shell length total shell weight relationship of of *Flexopecten glaber* caught from Çardak lagoon in Canakkale/Turkey.

The height -weight relationship was calculated $TW = 0.5207 * TL^{2.4533}$ ($R^2 = 0.73$). The total shell length frequency distributions were showed in Figure 5.

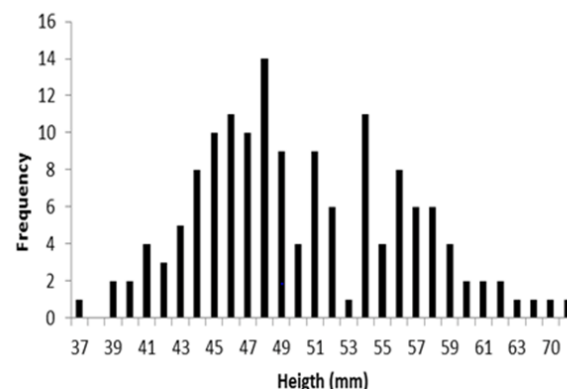


Figure 5 Total shell height frequency distribution of *Flexopecten glaber* from Çardak Lagoon.

In this study, allometric relationships were determined between body size (total length, height and width) and weight in Cardak lagoon and total shell length-shell weight relationships were calculated and b value found less than three. This results show that this species exhibits negative allometric growth in this area; nevertheless b values can be affected the seasonal food availability.¹⁸ Unfortunately, there is no available data to concern these results in Aegean Sea, also in all Mediterranean basin. In spite of its economic value, there is a gap between its biology knowledge growth and reproduction periods. The results of shell dimension (total length, height and width) and weight (total shell weight, adductor weight and unshelled weight) relationships showed that strong relationship but total shell length between adductor weight and weight of unshelled shows little relationships for *Flexopecten glaber* in the Cardak lagoon ($R^2=0.43$). These results explained adductor muscle and unshelled weight did not change much according to the total shell length growth. All allometric relationship between shell dimension and total weight are shown in Table 2.

Ozvarol & Gokoglu¹⁹ studied relationship between sizes and dry weight measurements of another Pectinidae species *Chlamys varia* in the Aegean Sea coast and according to b values *Chlamys varia* shows negative allometric growth ($b<3$). There is no another studies to compare our results about pectinidae species shell dimension and allometric relationship.

Table 2 Allometric relationship of *Flexopecten glaber* shell dimension (cm) and total weight, meat and adductor (g) from Çardak lagoon

Relationship	a (±SE)	b (±SE)	r ²	p
SL on TW	0.52 ± 0.08	2.45 ± 0.12	0.73	p>0.05
SL on W	0.93 ± 0.01	1.03 ± 0.01	0.95	p>0.05
SL on SH	0.20 ± 0.08	2.38 ± 0.12	0.72	p<0.05
SL on MW	0.21 ± 0.04	1.34 ± 0.06	0.74	p<0.05
SL on AW	0.06 ± 0.15	2.35 ± 0.21	0.43	p>0.05
TW on TW	0.70 ± 0.08	2.28 ± 0.12	0.70	p>0.05
W on SH	0.24 ± 0.04	1.26 ± 0.06	0.74	p<0.05

*SL, shell length (cm); TW, total weight (g); W, width (cm); SH, shell height (cm); MW, weight of unshelled whole edible scallop meat (g); AW, weight of adductor muscle.

Meat Yield

In scallops, meat yield depends on species, reproduction season, feeding regime and environment like most bivalves.²⁰ Meat yield of scallop shows variation throughout the year due to reproduction pattern⁶ and the adductor muscle approximately comprises 10% of its total weight.¹⁴ In this research, the meat yield of smooth scallop was determined as 34.14%, 37.63%, 39.69%, 29.96% for whole meat and 14.74%, 10.02%, 8.61%, 15.02% as adductor muscle in autumn, winter, spring and summer respectively. The ratio of whole scallop meat increased in summer from 34.14% to 39.69. However in during summer season decreased to 29.96%. On the other hand, yields of adductor muscle showed decrease in autumn and spring ($P<0.05$). But in summer, ratio of adductor muscle increased to 15.02% contrary to whole meat. The reason for this discrepancy was the release of gonad which had grown during reproduction season of scallops,²⁰ between late spring and summer. Especially in spring, the gonads exceed the ratio of adductor muscles and account for half of the scallop's wet meat. According to Mol,²¹ maximum meat yield of scallop is just reached before the spawning. Also, several studies have shown that the total meat weight increases owing to the growth of gonads in the reproduction season.^{22,23} The seasonal changes on meat yields of smooth scallop were shown in figure 6.

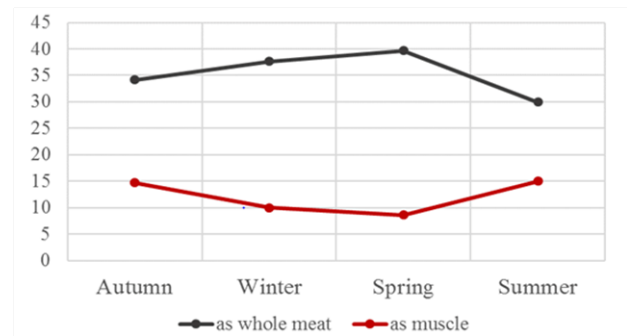


Figure 6 Meat yields of smooth scallop. Seasonal changes in meat yields of smooth scallop (*Flexopecten glaber*) tissues.

Conclusion

Flexopecten glaber is the most important Pectinidae species and there is a gap of their biology and growth properties in our seas and Mediterranean. We do not have any information about state of population of smooth scallop and their reproduction properties in the Cardak lagoon so we use basic data to understand biology and growth parameters of species with limited data we have obtained. The results of this study only constitute parts of the basic population parameters. It is aimed that these results will contribute to further studies.

Acknowledgements

The authors would like to express gratitude to Deniz Can Bakkalci for improving English language.

Conflicts of interest

None.

References

- Manthey-Karl M, Lehmann I, Ostermeyer U, et al. Meat Composition and Quality Assessment of King Scallops (*Pecten maximus*) and Frozen Atlantic Sea Scallops (*Placopecten magellanicus*) on a Retail Level. *Foods*. 2015;4(4):524–546.
- Tsotsios D, Tzovenis I, Katselis G, et al. Spat Settlement of the Smooth Scallop *Flexopecten glaber* (Linnaeus, 1758) and Variegated Scallop *Chlamys varia* (Linnaeus, 1758) in Amvrakikos Gulf, Ionian Sea (Northwestern Greece). *BioOne*. 2016;35(2):467–474.
- Imsiridou A, Karaiskou N, Aggelidou E. Mitochondrial DNA Variation as a Tool for Systematic Status Clarification of Commercial Species – The Case of Two High Commercial *Flexopecten* Forms in the Aegean Sea. *Aquaculture*. 2007;pp.109–126.
- Marceta T, Da Ros L, Marin FV, et al. Overview of the biology of *Flexopecten glaber* in the North Western Adriatic Sea (Italy): A good candidate for future shellfish farming aims? *Aquaculture*. 2016;462(1):80–91.
- Koutsoubas D, Galinou-Mitsoudi S, Katsanevakis S, et al. Bivalve and gastropod mollusks of commercial interest for human consumption in the Hellenic Seas. In: State of Hellenic Fisheries, Papaconstantinou C & Zenetos A (Eds.), Athens, Greece: HCMR publications. 2007;pp.70–84.
- Sarro CL, Stokesbury KDE. Spatial and temporal variation in the shell height/meat weight relationship of the sea scallop *Placopecten magellanicus* in the Georges Bank Fishery. *J Shellfish Res*. 2009;28(3):497–503.
- Song L, Wang L, Zhang H, et al. The Immune System and its Modulation Mechanism in Scallop. *Fish Shellfish Immunol*. 2015;46(1):65–78.

8. Caliskan V, Samsa S, Ozturk MZ, et al. A Proposal for the Utilization of Cardak lagoon (Northwest Anatolia) and its Vicinity Through Wetland Management. *Manag Educ.* 2011;7(3):302–307.
9. Genez P, Önal U, Gezen MR. Comparison of Gametogenic Cycles of the Endemic European Carpet Shell Clam (*Ruditapes decussatus*) and the Introduced Manila Clam (*Ruditapes philippinarum*) from a Temperate Coastal Mediterranean Lagoon in the Dardanelles, Turkey *J Shellfish Res.* 2015;34(2):337–345.
10. Gözler Am, Tarkan AN. Reproductive biology of *Ruditapesdecussatus*(Linnaeus,1758) in Çardak Lagoon, Dardanelles Strait. *Turkish Journal of Marine Sciences.* 2000;6(2):175–198.
11. Fischer W, Bauchot ML, Schneider M. Méditer–ranée et Mer Noire Vol II. Rome: FAO. 1987.
12. Sparre P, Venema SC. Introduction to Tropical Fish Stock Assessment: Part 2–Exercises. Rome. 1999.
13. Pauly D. Fish population dynamics in tropical waters: a manual for use with programmable calculators, Manila, Philippines: International Center for Living Aquatic Resources Management Vol 8. 1984.
14. Naidu KS. Efficiency of Meat Recovery from Iceland Scallops (*Chlamys islandica*) and Sea Scallops (*Placopecten magellanicus*) in the Canadian Offshore Fishery. *J Northw Atl Fish Sci.* 1987 ;(7):131–136.
15. Öztan A. Et bilimi ve teknolojisi. (4th edn), Ankara/Turkey. 2005.
16. Zar j. Biostatistical analysis. India: Pearson Education. 1999.
17. Pisor D, Poppe G. Registry of World Record Size Shells. Germany. 2008.
18. Pauly D, Munro L. Once more on the comparison of growth in fish and invertebrates. *Fishbyte.* 1984.
19. Ozvarol Y, Gokoglu M. Some Biological Aspects of Scallop *Chlamys varia* (Linnaeus, 1758)(Bivalvia: Pectinidae) from Aegean Sea coast of Turkey. *J Appl Biol Sci.* 2013;7(3):68–70.
20. Barnes R. Invertebrate zoology (5th edn). 1987
21. Mol S. Scallop Processing, in *Seafood Processing Technologies*, Varlık, Eds. 2004;pp.410–411.
22. Berik N, Çankiriligil C. Determination of Proximate Composition and Sensory Attributes of Scallop (*Flexopecten glaber*) Gonads. *Mar Sci Technol Bull.* 2013;2(2):5–8.
23. Mattei N, Pellizzato M. A Population Study on Three Stocks of a Commercial Adriatic Pectinid. *Fish Res.* 1999;26(1–2):49–65.